

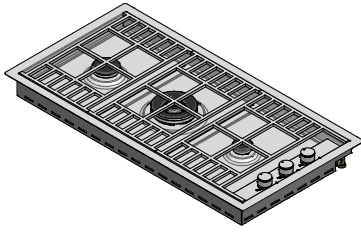
## 1PLB2TI

## Rev.1

**DESCRIZIONE** Piano cottura Lab incasso e filo da 90 - 2 gas + doppia corona  
**DESCRIPTION** 90 cm Lab built-in and flush hob - 2 gas burners + double ring

**PESO LORDO** 18.2 Kg  
**GROSS WEIGHT**

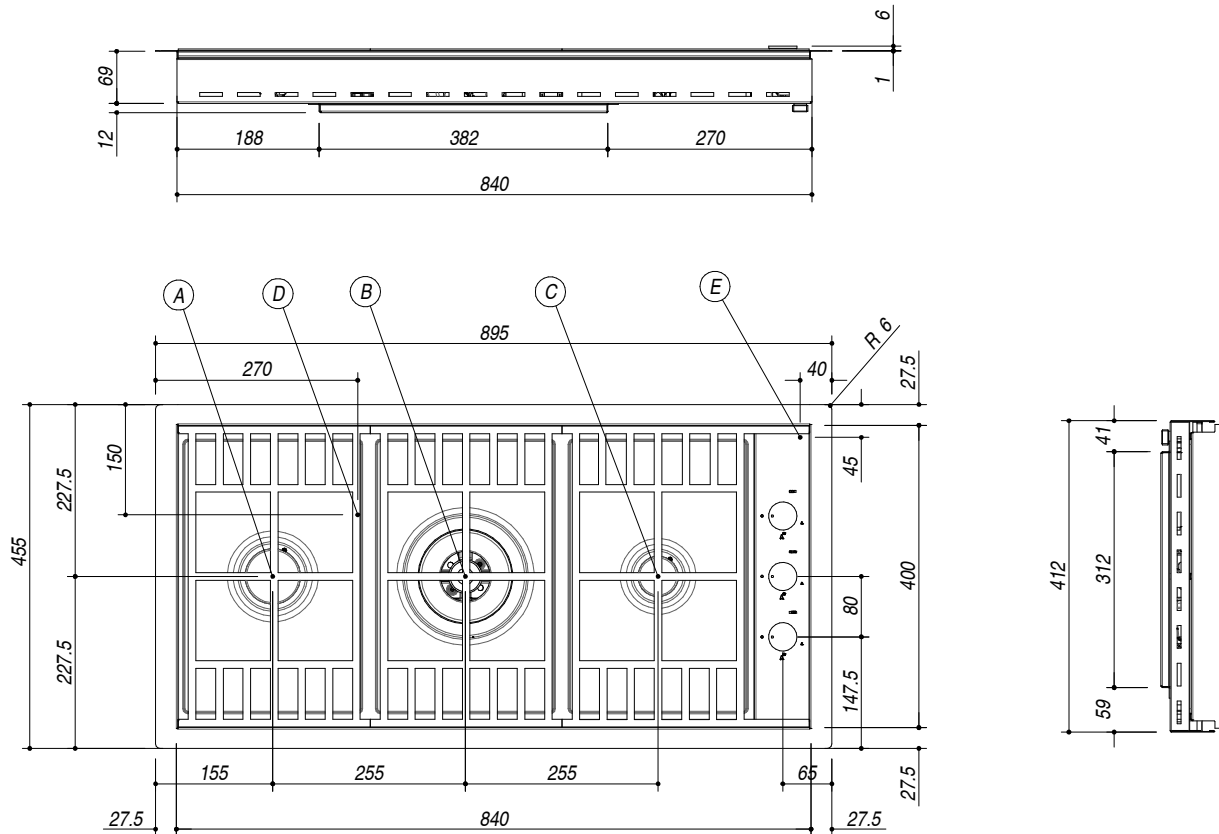
**DIMENSIONI IMBALLO** 940x510x160 mm  
**PACKAGING DIMENSIONS**



- (A) BRUCIATORE SEMIRAPIDO 1.75 kW *RAPID BURNER*
- (B) BRUCIATORE DOPPIA CORONA 3.5 kW *DOUBLE RING BURNER*
- (C) BRUCIATORE AUSILIARIO 1 kW *AUXILIARY BURNER*
- (D) ALLACCIAMENTO ELETTRICO *ELECTRICAL CONNECTION*
- (E) CONNESSIONE GAS *GAS CONNECTION*

- Acciaio Inox AISI 304 di spessore elevato (*AISI 304 extra thick stainless steel*)
- Comandi: superiori laterali integrati (*Integrated side control panel*)
- Incasso: 87.5x43.5 cm (*Cut-out: 87.5x43.5 cm*)
- Filotop: 89.8x45.8 cm (*Flush: 89.8x45.8*)

Griglie in acciaio inox e spartifiamma in ghisa  
*Stainless steel pan supports and cast iron burner caps*




**SCALA DISEGNO** 1:10  
**DRAWING SCALE**

**TUTTE LE MISURE IN mm**  
**ALL MEASURES IN mm**

**TOLLERANZA LINEARE: ± 0.5 mm**  
**LINEAR TOLERANCE**

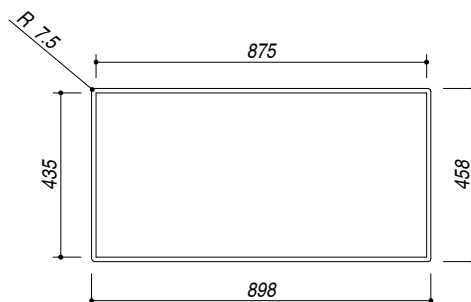
**TOLLERANZA ANGOLARE: ± 0.2 °**  
**ANGULAR TOLERANCE**

**FORATURA PER INSTALLAZIONE AD INCASSO**  
**BUILT-IN CUTOUT FOR TOP**



1:20

**FORATURA PER INSTALLAZIONE A FILO**  
**FLUSH CUTOUT FOR TOP**



1:20

**ABBASSAMENTO**  
**LOWERING**

